



square

Heat-Tech-Zero1

Software Update



25/02/21



DESKTOP SOFTWARE

To perform the software update use your computer.

Download the new
Firmware
"HTZ1_F_Update.tar"



01

Connect to the HTZ1 device


PW: AirtechHTZ1-1234

02

Go to "Settings"

03

Choose the File containing the firmware update and press "Upload"

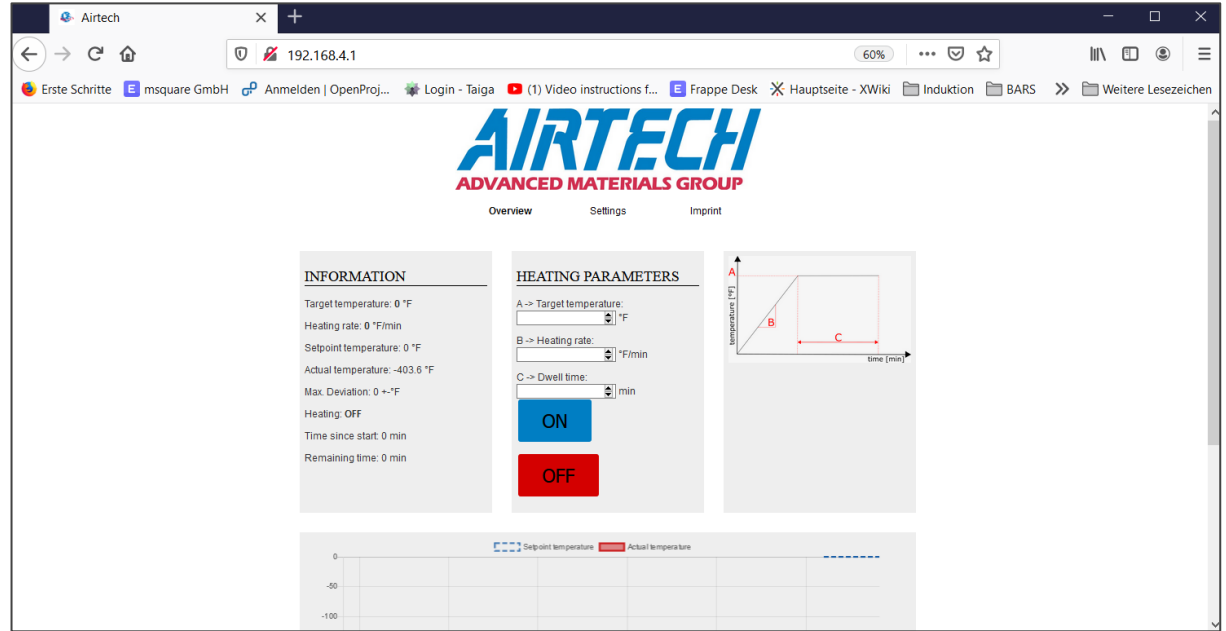


The new Version will be installed on your HTZ1 device.

The installing process takes up to 5 minutes. When the process is done the device will restart.



04



Reconnect to the HTZ1 device

PW: AirtechHTZ1-1234

Now your HTZ1 runs in Fahrenheit!



THANKS!



Do you have any questions?

Telefon: +49 178 32345 46

E-Mail: marvin.schneider@msquare.de

msquare GmbH
Augsburger Str. 704
70329 Stuttgart